



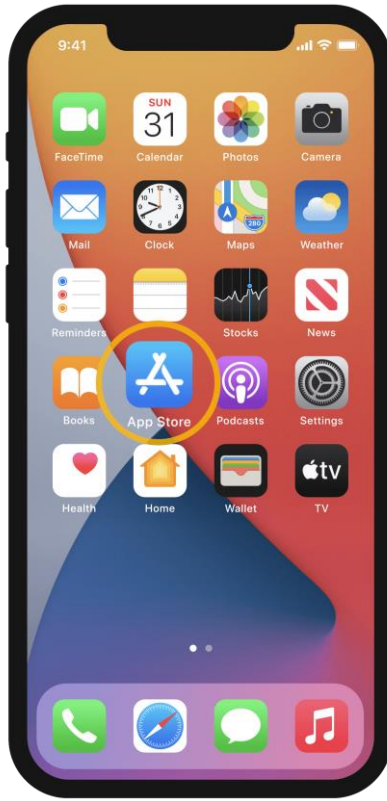
## HOW TO DOWNLOAD THE WORKDAY APP ON IOS

### Step 1: Open "App Store"

Navigate your mobile device's home page to find the "App Store" application.

Alternatively, swipe down (top to bottom) to open your "App Finder" feature and search for the "App Store" application.

Using either of these methods, launch the App Store application on your mobile device.




### Step 2: Navigating the App Store

Once you have opened the App Store, find and press the "Search" button located in the bottom right-hand side of the application.

Using the search bar tool, search for the application by entering "Workday".

Press the blue "Search" button on your keyboard to initiate a search for the Workday application.



### Step 3: Identifying the Workday Application

Completing this search will list applications applicable to your search. Ensure you have spelt the word “Workday” correctly to filter the best possible results.

Scroll through the applications to find the “Workday” application.

In most instances, the correct application should be the first result!

Refer to the image to identify the correct application required for your mobile device to access Workday!

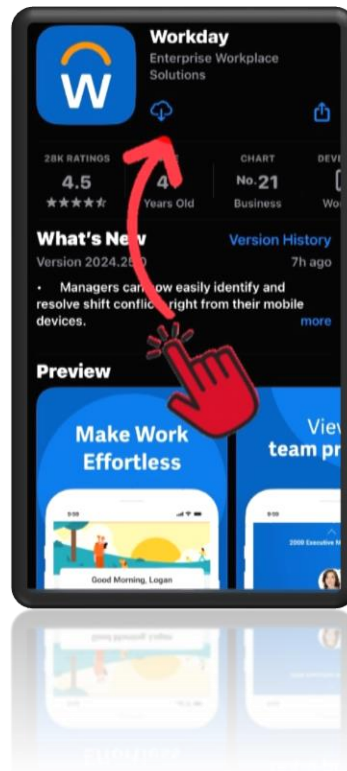


### Step 4: Downloading Workday

Once you have identified the correct Workday application, click onto the application.

Press the blue “Download” button and continue with your Apple ID to download the application.

Once you have followed and completed these steps, the app will download on your mobile device and appear on your device's home screen!



**END: Last Edit 7/10/2024**